



**17872 Gillette Ave. #300 Irvine CA 92614**

©2024 New Dimension One Spas, Inc. All rights reserved. Dimension One Spas® as well as many product names contained herein are registered trademarks of New Dimension One Spas, Inc., used with permission. Other brands, product names, company names, trade names, trademarks and service marks used are the property of their respective owners. New Dimension One Spas, Inc. reserves the right to make product modifications, enhancements, and change specifications, without notice. International products may be configured differently to meet local electrical requirements. Dimensions are approximate. Products are manufactured under one or more United States patent numbers, and other patents may apply.

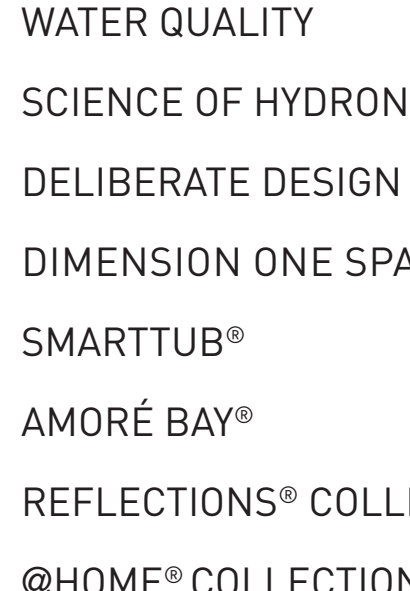
01/24 7890-043K







# CONTENTS

- 
- 1 ● DISTINCTLY D1®
- 2 ● WATER QUALITY
- 4 ● SCIENCE OF HYDRONOMICS™
- 8 ● DELIBERATE DESIGN & UNDENIABLE ENGINEERING
- 11 ● DIMENSION ONE SPAS® & SOLVATTEN
- 12 ● SMARTTUB®
- 14 ● AMORÉ BAY®
- 16 ● REFLECTIONS® COLLECTION
- 20 ● @HOME® COLLECTION
- 24 ● COLOR OPTIONS

# DISTINCTLY D1®

Our precision engineering is evident in every detail of every hot tub we sculpt, derived from a thirst for knowledge and a love of the latest technology. With over 45 years of pushing the envelope of what a hot tub should be, we have integrated intelligence, utilized the most durable materials, and given you more features, so you get exactly what you need.




# WATER QUALITY

Founded upon the mindset that your water should look good, smell good, and feel good, we developed two unique patented D1® water management systems to enjoy clean\* water. The UltraPure™ PLUS system combines ultraviolet light technology and ozone with dual filtration, and the ClearZone® PRO system utilizes ozone in a mixing chamber to reduce off-gassing.

## ULTRAPURE™ PLUS

Combining UV light and ozone and doubling the square feet of filtration even while your spa is in use, you can sit back, relax, and enjoy your spa. Standard on Amoré Bay® and Reflections® Collection models.



## CLEARZONE® PRO

The oxygen-based system uses ozone to group smaller debris to form larger clusters that can be more easily captured in the filtration process. Standard on @Home® models.



## VISION CARTRIDGE

Optional cartridge provides softer-feeling water when used in combination with any D1® spa model, and lasts two months longer than other mineral cartridges.

\*Clean is defined as the removal of microscopic (down to 3-micron level, varies by model) debris from the water. The UltraPure™ Plus System utilizes various technologies to achieve cleanliness. One of them is ozone, which aids in the grouping of smaller debris to form larger clusters that can be more easily captured in the filtration process.







# The Science of **HYDRONOMICS™**

Using the Science of Hydronomics™ - the study of hydrotherapy and ergonomics using more than 100 measurements of the body - D1® spas are engineered to be the perfect fit.



## BIOFORM

The difference is clear the second you sink into the warm, revitalizing water. Our state-of-the-art bioform seats precisely fit each body type, from its height and curves to the placement of each patented, easy-to-adjust jet.



## FLEX THERAPY PILLOW™

The Flex Therapy Pillow™ features exclusive, adjustable neck and shoulder jets. These patented jetted pillows are easy to reposition to just the right height whether you are 5'2" or 6'5".



## ULTRALOUNGE™

Utilizing a no-float design, every UltraLounge™ delivers head-to-toe therapy utilizing precision angles to keep your body in the perfect position to reduce buoyancy so you don't float out of your seat.



## PATENTED ADJUSTABLE JETS

Varying the power of your massage is easy with patented jets featuring an adjustable design that makes it easy to grip and turn underwater.



## DYNAMIC MASSAGE SEQUENCER™

The Dynamic Massage Sequencer™ features individual controls and six preprogrammed massage combinations to target different body zones, giving you the option to customize speed as well as pausing the succession.



## TACTILE THERAPY

Various-sized therapeutic "bumps" have been grouped together at key acupressure points for the arms, hands, wrists, and feet. These bumps stimulate trigger points in these areas, providing you with an acupressure massage.



# ULTRALIFE® SHELL

Exclusive UltraLife® material is engineered with superior resistance to the effects of sunlight, chemicals, and weathering. Its unique, slip-resistant material is unmatched by any other hot tub material. The timeless beauty of softly textured UltraLife® is easily maintained, doesn't require special cleaning solvents, and blends with any décor or color scheme. UltraLife® material has a lifetime warranty and will look like new years after your purchase.



# TERRACINA™ CABINETRY

The natural wood tones of the durable Terracina™ Collection create a hot tub exterior unmatched in beauty that you will enjoy for years to come. Available on Amoré Bay® and @Home® Collections



# SIENA™ CABINETRY

Premium wood grain finish and a horizontal profile with optional stainless steel exterior lights create a unique, contemporary design. Available on Reflections® Collections.



## LIQUID FX™

Incorporating lights and water to engage your senses, Liquid FX™ showcases one-of-a-kind interchangeable fountains and water features. Standard in the Amoré Bay® and Reflections® Collections.



## CRYSTAL FX™

A relaxing, colorful experience, brilliant underwater jewels of faceted light captivate the soft, luxurious interior to create the perfect mood. Crystal FX™ utilizes long-life LEDs that feature eight colors and two dynamic light shows. Optional on @Home® Collections.





SMARTHUB™ CONTROL

Manage major functions in seconds with a large touch screen. Smart touch technology makes it easy to swipe and use even with wet hands. Also compatible with the optional SmartTub® app.



ECHO SWITCH

An exclusive magnetic switch gives you control of your hot tub's major functions without moving your hands out of the warm, comfortable water. Standard on Amoré Bay®.



STATUS LIGHT

Integrated into the outside of your spa, the LED-lit logo quickly communicates the status of your hot tub, indicating whether your hot tub is ready or needs attention such as routine maintenance Standard in the Amoré Bay® and Reflections® Collections.



Solvatten is a combined portable water treatment and water heating system that has been designed for off-grid household use in the developing world. It is an easy, innovative solution that provides access to clean, hot water to people all over the world.

By partnering with Solvatten, we will directly contribute to the essential goal of bringing safe, clean, and hot water to those who need it the most while creating a more sustainable world.

Throughout the year, Dimension One Spas® will be doing tie-in promotions with Solvatten: for every spa sold during the specified promotional period, Dimension One Spas® will donate one water care unit to Solvatten to be rewarded to a rural village in need.

- Donated **400** water care units since 2022
- Protected our planet from **14 tons** of CO<sub>2</sub> emissions
- Preserved over **2,000** trees
- Gave over **2,200** people access to safe water.





Our patented, industry-first SmartTub® system provides remote monitoring and control through phones, smart devices, and Siri® and Alexa® wearables anywhere in the world.\* All with software updates and a cellular connection that's simpler and more reliable than Wi-Fi. Enjoyment made easy.

#### Energy Savings

Smart technology lets you optimize energy savings with industry-first Smart Heat Mode, which monitors, schedules, and adjusts energy usage. Automation reduces standby power by up to 25%.

#### Convenience

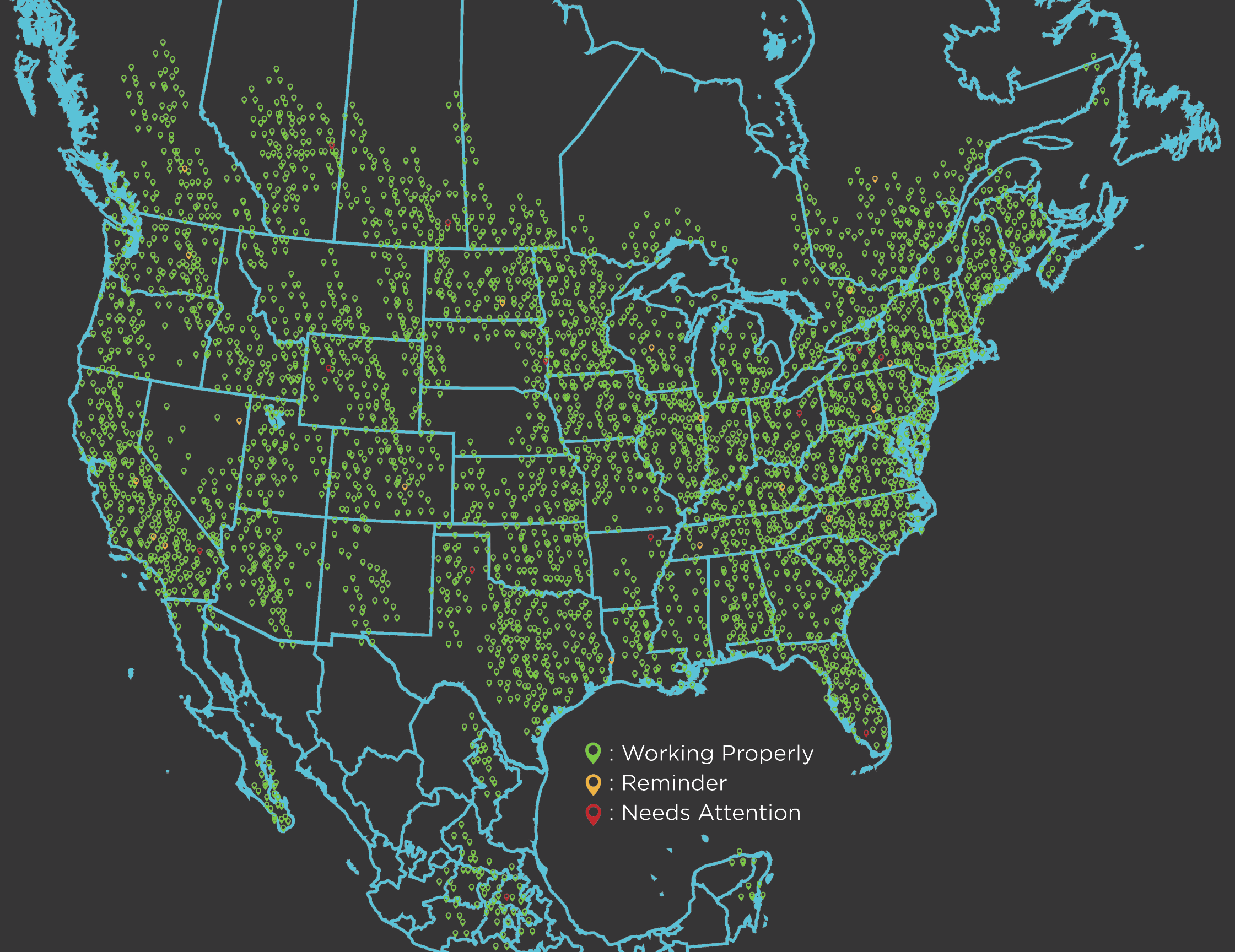
Track energy usage reports, pair with smart devices, and enjoy new features updated automatically.

#### Full Control

Adjust temperature, jets, and lights, and lock down your hot tub to prevent usage, whether home or away.

#### Peace of Mind

Smart sensors send automatic alerts to you and your dealer if your hot tub needs attention, such as for power outages, freezing, or overheating.



\*Amazon, Alexa, Google, Google Assistant, Apple and Siri are trademarks and registered trademarks of their respective owners.



The design and creation of the Amoré Bay® spa was inspired by love and the classic heart shape. This spa features seven massage options and also boasts seating to make it easy to move around.

CORE FEATURES:

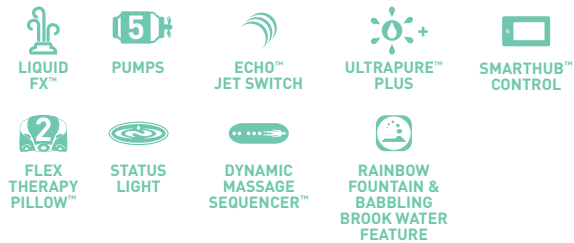
- Patented Curvilinear Design
- Deepest Soaking Experience
- UltraPure™ PLUS Water Management System
- Bioform Seating
- Flex Therapy Pillow™
- UltraLounge™ Therapy Seat
- Patented Adjustable Stainless Steel Jets
- Dynamic Massage Sequencer™
- Tactile Therapy
- UltraLife® Shell
- Terracina™ Cabinetry
- Liquid FX™
- SmartHUB™ Advanced Control
- Echo™ Underwater Switches
- Status Light
- One-of-a-Kind Fountains and Water Features

Optional:

- SmartTub® System
- Exterior Lighting
- Stereo



SEATS	7
JETS	60
LENGTH	108"
WIDTH	92"
HEIGHT	40"
GALLONS	415



Amoré Bay® Model shown with Smoked Marble Shell and Vintage Cedar Cabinet



# REFLECTIONS® COLLECTION



Nautilus™ Model shown with Moonstone Shell and Ashwood Cabinet

The Reflections® Collection offers the most comprehensive hydrotherapy performance. With seats of varying heights for different body types, powerful, adjustable hydrotherapy jets, and unique features you cannot find anywhere else, these hot tubs deliver a truly rejuvenating experience.

## CORE FEATURES:

- UltraPure™ PLUS Water Management System
- Bioform Seating
- Flex Therapy Pillow™
- UltraLounge™ Therapy Seat (Select Models)
- Patented Adjustable Stainless Steel Jets
- Dynamic Massage Sequencer™ (Select Models)
- Tactile Therapy
- UltraLife® Shell
- Siena™ Cabinetry
- Liquid FX™
- SmartHUB™ Advanced Control
- Echo Switch
- Status Light
- Auxiliary Control Button (Select Models)

## Optional:

- SmartTub® System
- Exterior Lighting
- Stereo



REFLECTIONS® COLLECTION

EXECUTIVE®



SEATS	8-9
JETS	60
LENGTH	92"
WIDTH	110"
HEIGHT	41.5"
GALLONS	592

  
ULTRA  
THERAPY  
SEAT™

  
LIQUID  
FX™

  
PUMPS

  
ULTRAPURE™  
PLUS

  
SMARTHUB™  
CONTROL

  
FLEX  
THERAPY  
PILLOW™

  
STATUS  
LIGHT

CHAIRMAN™



SEATS	5-6
JETS	48
LENGTH	92"
WIDTH	92"
HEIGHT	36"
GALLONS	400

  
ULTRALOUGE™

  
LIQUID  
FX™

  
PUMPS

  
ULTRAPURE™  
PLUS

  
SMARTHUB™  
CONTROL

  
FLEX  
THERAPY  
PILLOW™

  
STATUS  
LIGHT


  
DYNAMIC  
MASSAGE  
SEQUENCER™

NAUTILUS™



SEATS	6-7
JETS	40
LENGTH	92"
WIDTH	92"
HEIGHT	36"
GALLONS	370


  
LIQUID  
FX™

  
PUMPS

  
ULTRAPURE™  
PLUS

  
SMARTHUB™  
CONTROL

  
FLEX  
THERAPY  
PILLOW™

  
STATUS  
LIGHT

DIPLOMAT™



SEATS	5-6
JETS	45
LENGTH	92"
WIDTH	92"
HEIGHT	36"
GALLONS	330

  
ULTRALOUGE™

  
LIQUID  
FX™

  
PUMPS

  
ULTRAPURE™  
PLUS

  
SMARTHUB™  
CONTROL


  
FLEX  
THERAPY  
PILLOW™


  
STATUS  
LIGHT


NAUTIQUE™





SEATS	6-7
JETS	41
LENGTH	84"
WIDTH	84"
HEIGHT	36"
GALLONS	325


  
LIQUID  
FX™

  
PUMPS

  
ULTRAPURE™  
PLUS

  
SMARTHUB™  
CONTROL

  
FLEX  
THERAPY  
PILLOW™

  
STATUS  
LIGHT

AURORA™



SEATS	5-6
JETS	33
LENGTH	84"
WIDTH	84"
HEIGHT	36"
GALLONS	290

  
ULTRALOUGE™

  
LIQUID  
FX™

  
PUMPS

  
ULTRAPURE™  
PLUS

  
SMARTHUB™  
CONTROL


  
FLEX  
THERAPY  
PILLOW™


  
STATUS  
LIGHT


TRIAD™ 36"





SEATS	2-3
JETS	33
LENGTH	84"
WIDTH	66"
HEIGHT	36"
GALLONS	255


  
ULTRALOUGE™


  
PUMPS

  
ULTRAPURE™  
PLUS

  
SMARTHUB™  
CONTROL

  
FLEX  
THERAPY  
PILLOW™

  
STATUS  
LIGHT

  
OPTIONAL  
DYNAMIC  
MASSAGE  
SEQUENCER™

OPTIONAL:



SMARTTUB®  
SYSTEM



EXTERIOR  
LIGHTING



STEREO



Designed with the precision and quality for which Dimension One Spas® is known, our classic line offers a refined hydrotherapy experience in a design that complements any outdoor style.

**CORE FEATURES:**

- ClearZone® PRO Water Management
- System Bioform Seating
- Stainless Steel Adjustable Jets
- Jet Therapy Pillow™
- UltraLounge™ (Select Models)
- Terracina™ Cabinetry
- Intuitive Upper Control

**Optional:**

- Crystal FX™ Lighting Package
- SmartTub® System\*

\*SmartTub® system can now be added to any 2021 @Home® Collection model produced after August 3, 2021 as a factory installed upgrade.



Dream™ Model shown with Ultralife® White Shell and Driftwood Gray cabinet



LATITUDE™



SEATS	5-6
JETS	44
LENGTH	92"
WIDTH	92"
HEIGHT	36"
GALLONS	385

- ULTRALOUNGE™
- PUMPS
- JET THERAPY PILLOW™
- CLEARZONE® PRO
- STAINLESS STEEL JETS

MERIDIAN™



SEATS	6-7
JETS	45
LENGTH	92"
WIDTH	92"
HEIGHT	36"
GALLONS	375

- PUMPS
- JET THERAPY PILLOW™
- CLEARZONE® PRO
- STAINLESS STEEL JETS

WAYFARER™



SEATS	5-6
JETS	42
LENGTH	83"
WIDTH	83"
HEIGHT	36"
GALLONS	375

- PUMPS
- JET THERAPY PILLOW™
- CLEARZONE® PRO
- STAINLESS STEEL JETS

DREAM™



SEATS	5-6
JETS	34
LENGTH	83"
WIDTH	83"
HEIGHT	36"
GALLONS	300

- PUMPS
- CLEARZONE® PRO
- STAINLESS STEEL JETS

BREEZE™



SEATS	6-7
JETS	35
LENGTH	84"
WIDTH	84"
HEIGHT	36"
GALLONS	315

- PUMPS
- CLEARZONE® PRO
- STAINLESS STEEL JETS

JOURNEY™



SEATS	4-5
JETS	20
DIAMETER	78"
HEIGHT	36"
GALLONS	240

- PUMPS
- CLEARZONE® PRO
- STAINLESS STEEL JETS
- 120V PLUG & PLAY

SERENADE™



SEATS	2-3
JETS	18
LENGTH	83"
WIDTH	66"
HEIGHT	30"
GALLONS	190

- PUMPS
- JET THERAPY PILLOW™
- CLEARZONE® PRO
- STAINLESS STEEL JETS
- 120V PLUG & PLAY

OPTIONAL:



SMARTTUB® SYSTEM\*



CRYSTAL™ FX

\*SmartTub® system can now be added to any 2021 @Home® Collection model produced after August 3, 2021 as a factory installed upgrade.



# COLOR OPTIONS

## SHELLS



ULTRALIFE® WHITE    ULTRALIFE® GRAY    MOONSTONE    DESERT STONE    SMOKED MARBLE

## CABINETRY

TERRACINA™ CABINETRY  
(AMORÉ BAY® AND @HOME® EXCLUSIVE)



DRIFTWOOD GRAY    MIDNIGHT MAPLE    VINTAGE CEDAR

SIENA™ CABINETRY  
(REFLECTIONS® EXCLUSIVE)



ASHWOOD    CHESTNUT    SANDALWOOD

## ULTRALAST™ COVER



BLACK



Executive® Model shown with Ultralife® White Shell and Chestnut Cabinet